



Office of the State Fire Marshal

Door-Locking Devices Guide

Keeping Kansans in our schools and other facilities safe is a top priority for all of us. This guide sheet provides an overview of door locking devices permitted and prohibited by fire code, and which are permitted only *during* intruder situations.

If you come across new devices and have questions, please contact our office at 785-296-3401 or by email at prevention@ks.gov.

You can find additional safety information on our website at FireMarshal.ks.gov.

Locks that currently meet fire code:

We understand that school districts may not have the funding available to spend on expensive hardware. These locks are examples of devices which currently meet fire code.



Outside knob locked or unlocked by key. Inside knob always unlocked.



Push and turn button device. One motion in order to unlock and open the door.



Single motion locking device. Only requires one motion to unlock and open the door.

Prohibited locking devices:

These types of locks and latches are prohibited and do not meet current fire code.



Locking door chain



Barrel bolt



Hasp



Dead bolt/Thumb turn



Drop-in bar



Lockdown panic bar strap

Acceptable devices only DURING intruder situations:

Devices such as the ones below may only be used in an actual active shooter or intruder situation and/or when drills are being performed.

- ◆ Acceptable devices should only be used after training of staff and students has been completed.
- ◆ Barricading of classroom doors as recommended in ALICE training will be allowed.
- ◆ Always be aware that students need the ability to get out in the event of fire.

Having a clear and precise intruder plan that is practiced with local law enforcement and fire departments will help ensure the best protection for students and faculty.

Fire Door Armor enables teachers to immediately lock a door from inside the classroom, as well as allowing first responders to unlock from the outside.




Strip Magnets allow a teacher to quickly secure their classroom by removing the strip magnet from the frame, which latches the door.




Nightlock Lockdown enables teachers to immediately lock a door from inside the classroom.



Barracuda Intruder Defense System for inward swinging doors.



Guardian Angel Door Security Device works on OPEN IN, OPEN OUT and DOUBLE DOOR applications.



**Homemade lockdown devices that function like ones already approved by our office can be used in place of ones listed here. Please submit the device you are wanting to use to our office, and then we will get back with the school to let them know whether it has been approved. Contact prevention@ks.gov for more information.

Acceptable devices only DURING intruder situations: (continued)

The Sleeve fits around the door's closer arm, securing the door from the inside.



Gatmate enables teachers to lock the door quickly only using the foot from the inside.





The Bolo Stick is a partially pre-installed device that allows a teacher to drop the pin into place if an intruder situation occurs.



Nightlock Lockdown 2



Master Lock 265D Door Security Bars fit under door knob and easily adjusts for any door height.



TeacherLock is a pre-installed device that activates in less than a second with a specially designed activator key. Also has a breaching key that allows first responders to quickly access the room.